




WDB600X

Commercial Cast-Iron Double Burner



Commercial Cast-Iron Double Burner



**MAXIMUM LOAD CAPACITY:
15 LBS. PER BURNER**



ELECTRICAL

Voltage: 120

Frequency: 60Hz

Watts: 1800

Amps: 15

Plug Type: NEMA 5-15P ⓘ

Cord Length: 3 feet



MAIN FEATURES

- Two heavy-duty, 7.5" cast-iron burner plates
- Two large 900-watt plates for fast cooking, simmering, or warming. 1,800 watts total.
- Both plates have heating elements embedded in cast iron for maximum heat distribution and quick heat-up time
- Heavy-duty, brushed stainless steel housing is easy to clean
- Independent, adjustable thermostats with Power ON and READY indicator lights alert you when the burners reach set temperature
- Nonslip rubber feet keep burners stable
- Limited one-year warranty



**RECOMMENDED
FRY PAN SIZE**

SALES FEATURES

Two heavy-duty, 7.5" cast-iron burner plates ensure ultra-fast and even cooking, simmering, and warming. Engineered with heating elements embedded in cast iron, these 900-watt plates maximize heat distribution with 1800 total watts of power for quick heat-ups and optimal output.



@waringproducts

©2025 Waring

314 Ella T. Grasso Avenue, Torrington, CT 06790

Tel. 800-492-7464 • Fax 860-496-9008

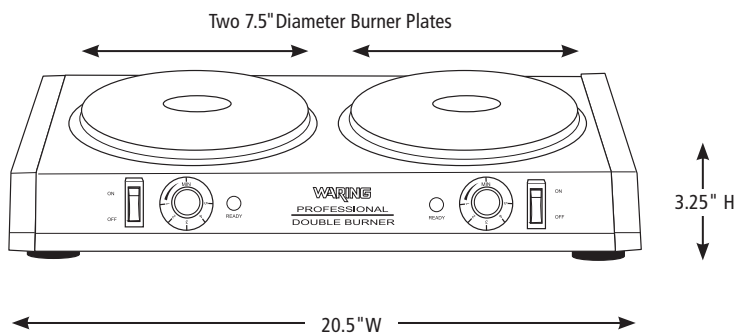
waring.com

WDB600X

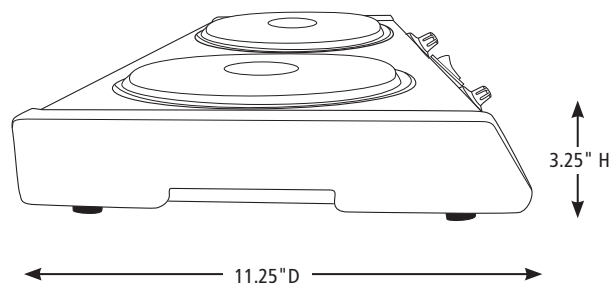
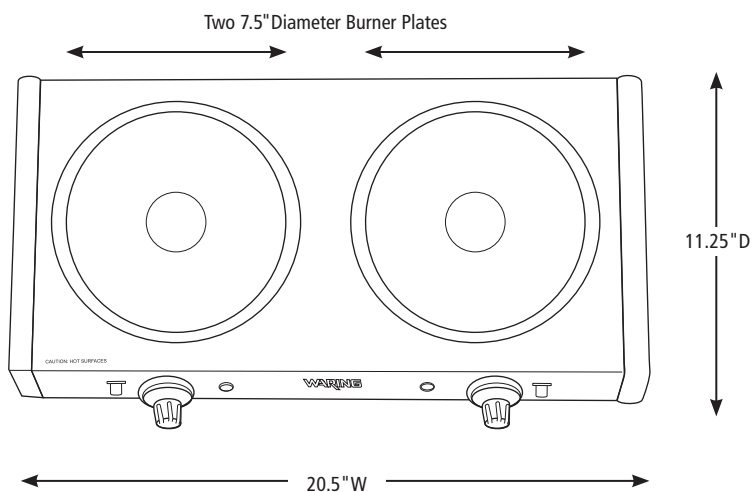


Commercial Cast-Iron Double Burner WDB600X

DIMENSIONS



RECOMMENDED
FRY PAN SIZE



Out of Box Weight: 9.2 lb.

ORDERING INFORMATION	#STD. PKG.	GIFTBOX WEIGHT (LB)	CUBIC FEET	BOX DIMENSIONS D X W X H	UPC	CASE PKG.	MC WEIGHT (LB)	MC DIMENSIONS D X W X H	MBC
WDB600X – Commercial Cast-Iron Double Burner	1	15.51	1.154	23.25" x 15.25" x 5.625"	040072107665	2	31.02	25" x 16.375" x 13.25"	10040072107662



@waringproducts

©2025 Waring
314 Ella T. Grasso Avenue, Torrington, CT 06790
Tel. 800-492-7464 • Fax 860-496-9008

waring.com

25WC94528 / REV 10/25